

## Manual Version 05

Make sure you have all the latest information needed to use and enjoy this product!

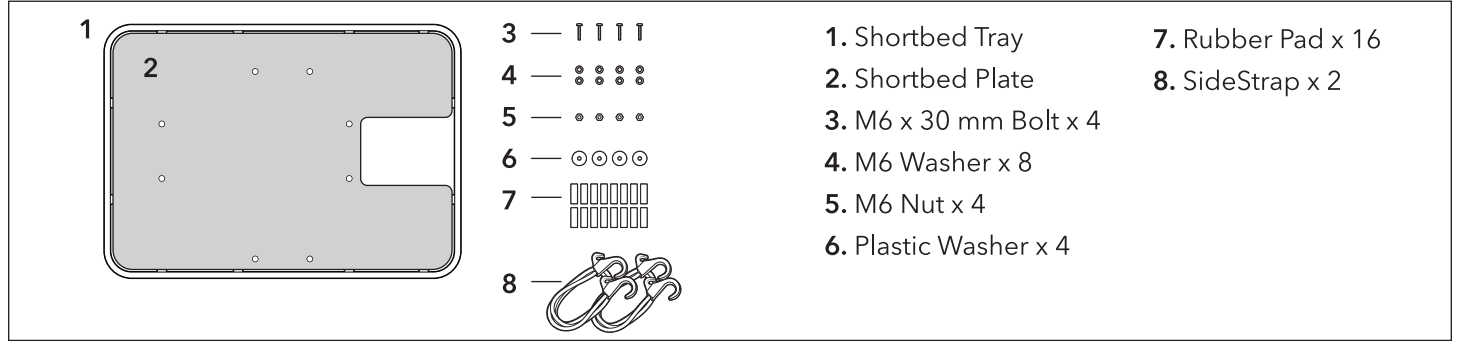
Visit [ternbicycles.com/support](http://ternbicycles.com/support) for updated:



MANUALS COMPATIBILITY ARTICLES VIDEOS & MORE



## What's Included



## Weight Limit

- 35 kg (77 lb) max load on paved roads.
- 17 kg (37 lb) max load on graded and maintained gravel roads.\*

\* Riding off-road poses unique challenges. Reduce the max load by approximately 50% if riding on unpaved roads to ensure safety. Refer to the 'Intended Use' section in your bike's QuickStart Guide to learn more about suitable riding terrains.

## Safety

- ⚠ Do not use the Shortbed Tray to move your bike.
- ⚠ Place loads evenly and as central on the Tray as possible.
- ⚠ Secure all cargo before riding. Take care that all straps are tied down and any loose item is secured.
- ⚠ Check to ensure all accessories have been correctly installed and securely fastened before riding.
- ⚠ Your bike may behave differently when carrying cargo.

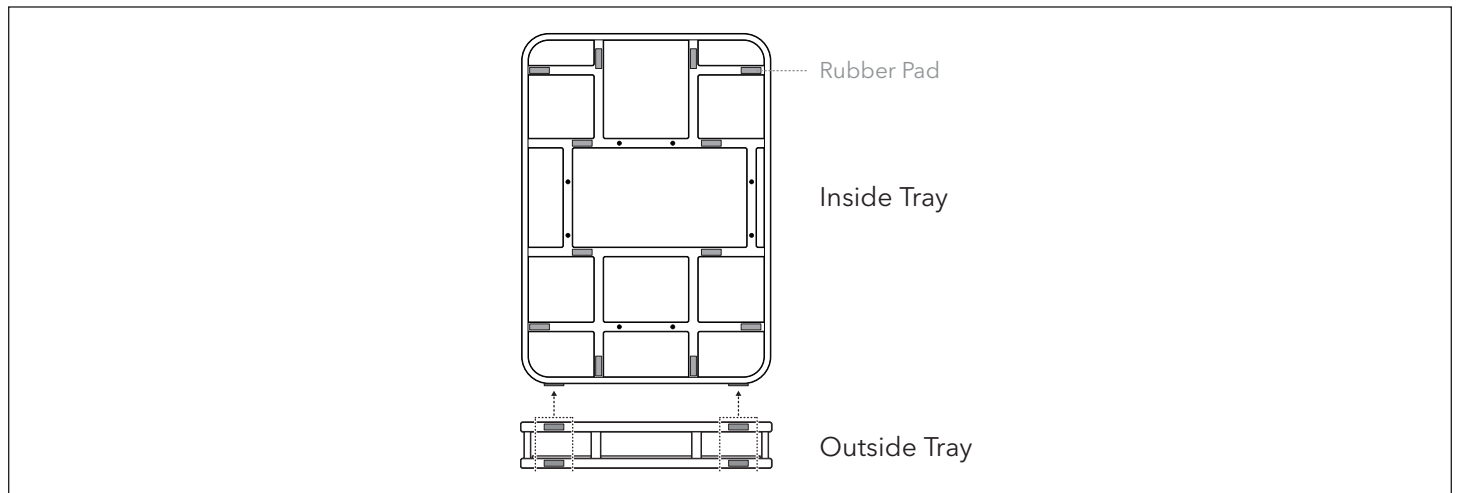
## Installation

### Tools required (not included)

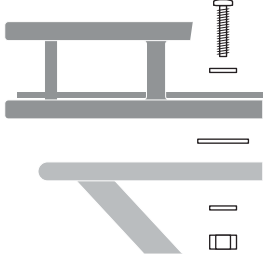
- 10 mm Wrench
- 4 mm Allen Wrench

## Affix Rubber Pads

Clean metal surface with rubbing alcohol to remove dirt and oil. Peel off back of sticker and affix to the locations shown in the diagram below.



## Assembly Sequence



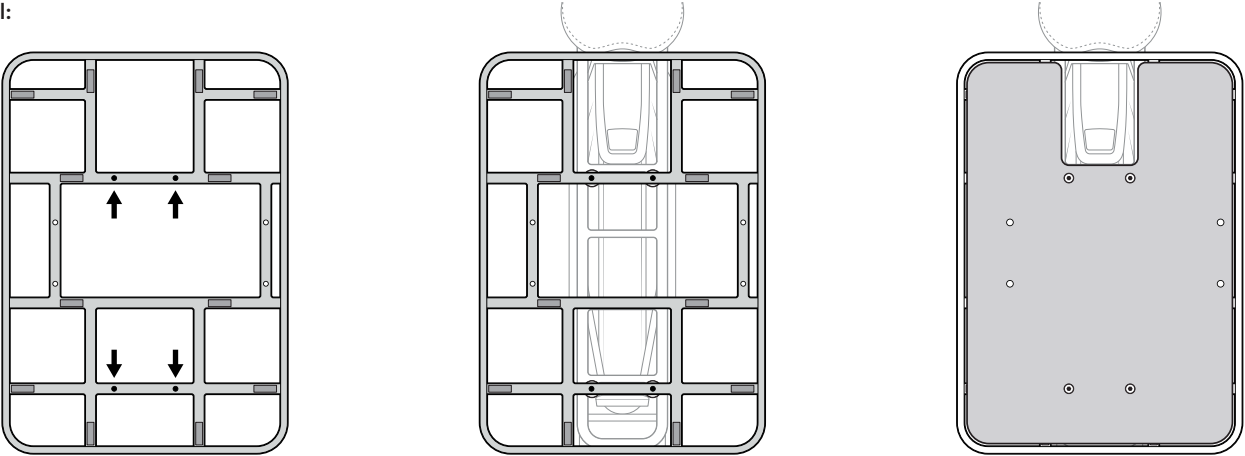
Bolt  
Washer  
Shortbed Tray  
Plastic Washer  
Rack  
Washer  
Nut

⚠️ Tighten Bolts to a torque of 9 Nm - 10 Nm.  
⚠️ Add anti-seize lubricant to the tip of the bolts before securing the nuts. If anti-seize lubricant is not available, apply any standard lubricant to reduce friction and prevent thread galling.

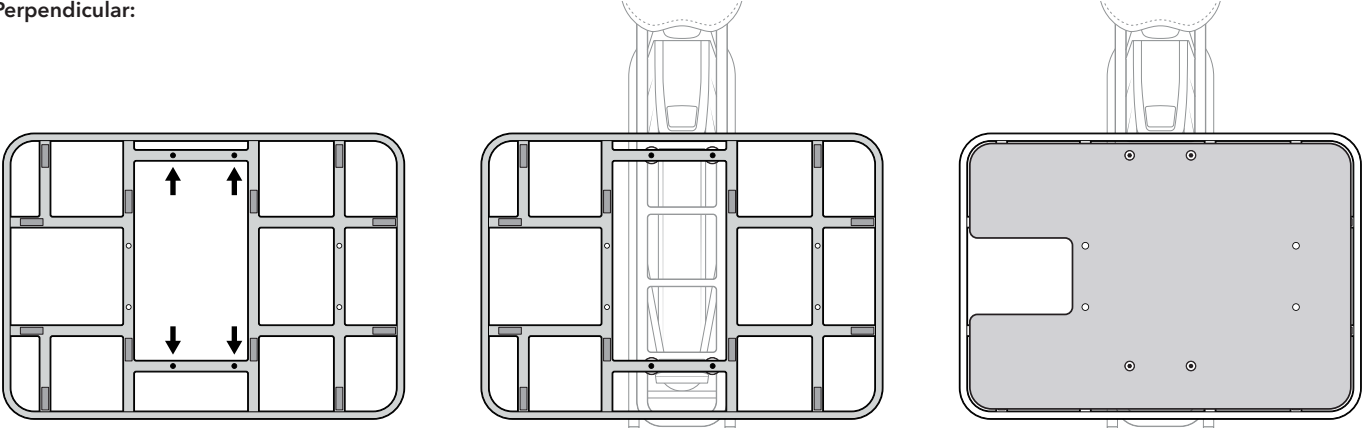
## To Mount

The Shortbed Tray can be mounted parallel and/or perpendicular to your bike, depending on your bike model. For more information, please visit [ternbicycles.com/support](https://ternbicycles.com/support).

**Parallel:**



**Perpendicular:**



**LIMITED PRODUCT WARRANTY INFORMATION:** This Product comes with a ONE (1) YEAR Limited Warranty from the date of retail purchase by the original end-user. If a material or workmanship defect arises and a valid claim is received within the Warranty Period, this Product will be replaced. Mobility Holdings cannot be held liable for damages to personal property due to misuse or improper care and maintenance. This Product Warranty does not, under any circumstance, cover the replacement or cost of any third party product used with or connected to the Product.

Tern, the Tern Werd (logotype), the Tern Berd (device), and Shortbed Tray used alone or in combination are trade names, trade devices, or registered trademarks of Mobility Holdings, Ltd.

© 2024. Tern is a trademark of Mobility Holdings, Ltd. All Rights Reserved.

   @ternbicycles

[ternbicycles.com](https://ternbicycles.com)