

Manual Version 02

Make sure you have all the latest information needed to use and enjoy this product!

Visit ternbicycles.com/support for updated:



MANUALS



COMPATIBILITY



ARTICLES



VIDEOS



& MORE

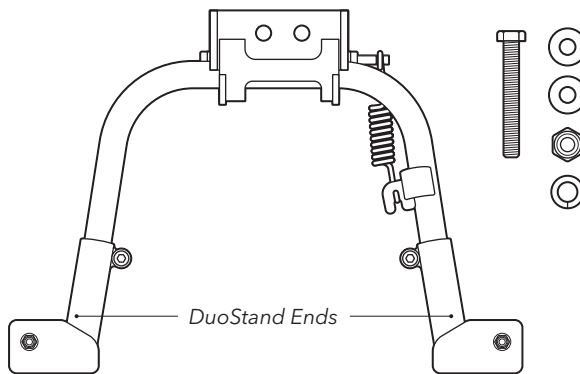


Safety

- ⚠ If you are unsure of how to install this product, please visit your local dealer for assistance.
- ⚠ Do not exceed the load limit of 45 kg (99 lb). Please remember the max load limit includes the weight of the bike.
- ⚠ Never leave children or pets on a parked bike unattended.
- ⚠ The Lockstand Extensions are not recommended for use with the NBD and DuoStand S.

What's Included

- DuoStand S
- M10 x 70 Bolt x 1
- M10 Washer x 2
- M10 Nut x 1
- M10 Spring Washer x 1

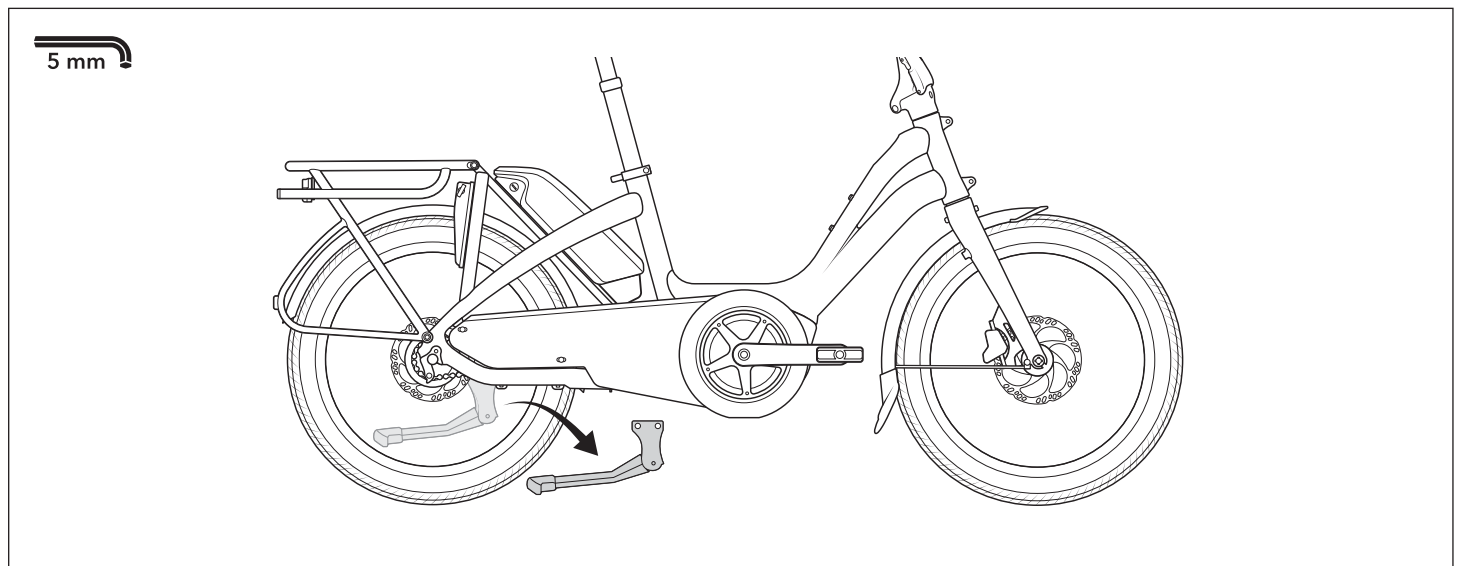


Installation

Tools required (not included)

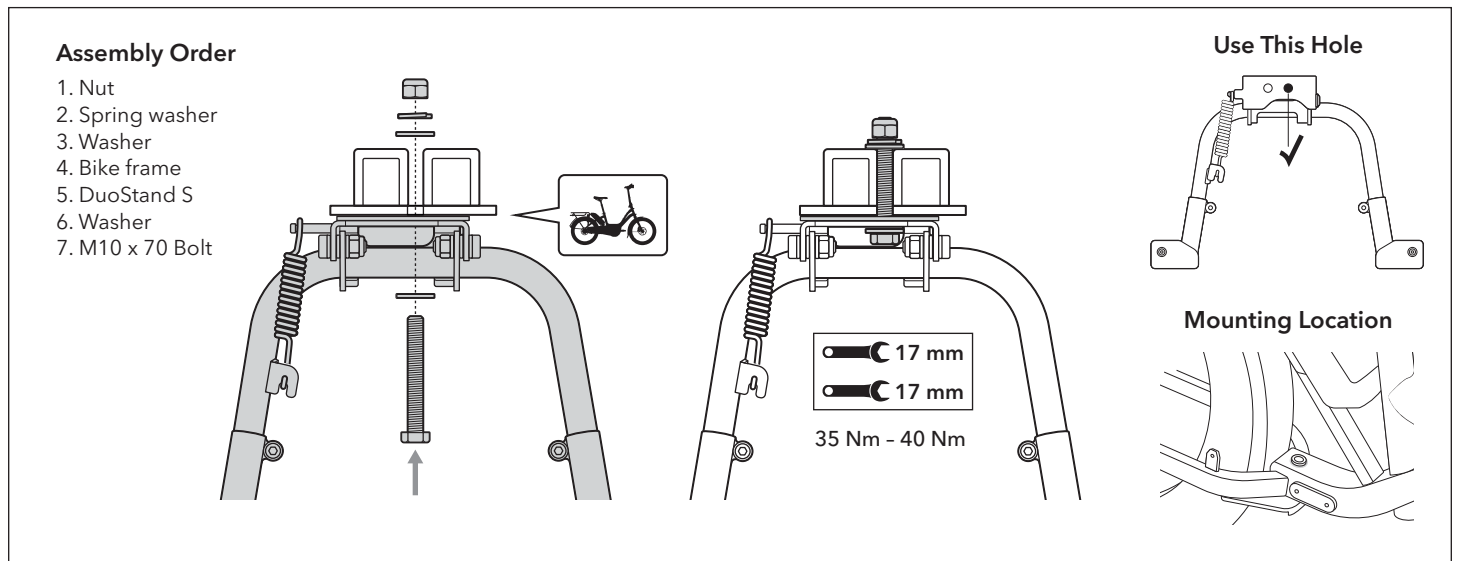
- 17 mm Wrench x 2
- 5 mm Allen Wrench

1. Remove the existing kickstand.

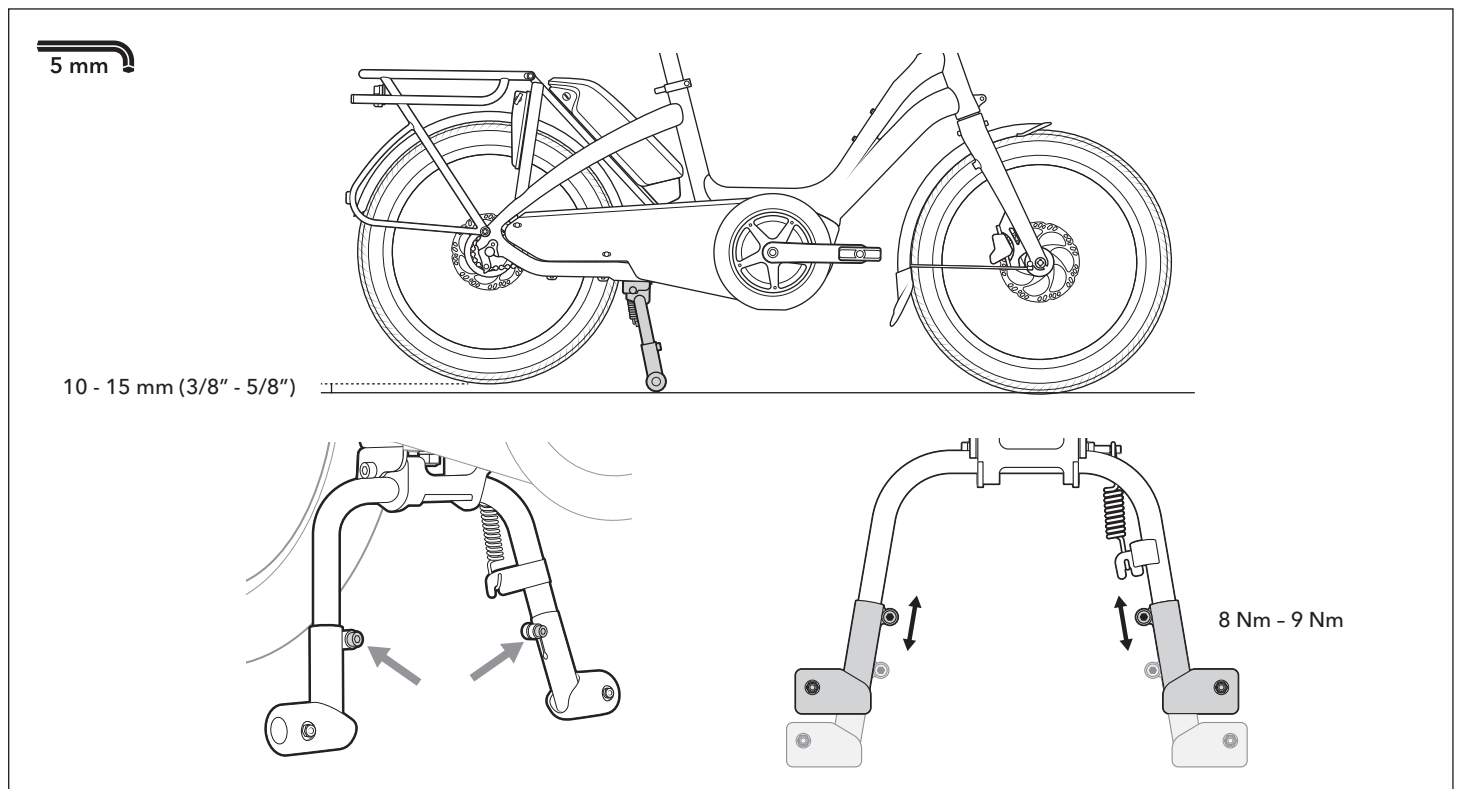


2. Install the Bolt Sets in the order and arrangement shown below.

⚠ Add anti-seize lubricant to the tip of the bolts before securing the nuts. If anti-seize lubricant is not available, apply any standard lubricant to reduce friction and prevent thread galling.



3. The recommended clearance from the bottom of the rear wheel to the ground is 10 - 15 mm (3/8" - 5/8"). Measure the distance from the bottom of the rear tire to the ground and adjust the height of the DuoStand S by loosening the bolts on the DuoStand Ends to raise or lower the legs. Tighten the bolts to a torque of 8 - 9 Nm.



LIMITED PRODUCT WARRANTY INFORMATION: This Product comes with a ONE (1) YEAR Limited Warranty from the date of retail purchase by the original end-user. If a material or workmanship defect arises and a valid claim is received within the Warranty Period, this Product will be replaced. Mobility Holdings cannot be held liable for damages to personal property due to misuse or improper care and maintenance. This Product Warranty does not, under any circumstance, cover the replacement or cost of any third party product used with or connected to the Product.

Tern, the Tern Werd (logotype), the Tern Berd (device), Lockstand Extensions, NBD, DuoStand S, and DuoStand Ends used alone or in combination are trade names, trade devices, or registered trademarks of Mobility Holdings, Ltd.

© 2024. Tern is a trademark of Mobility Holdings, Ltd. All Rights Reserved.

@ternbicycles

ternbicycles.com