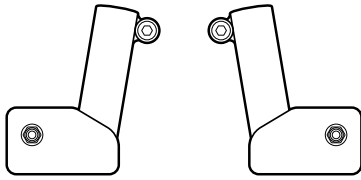


What's Included

- DuoStand Ends



Manual Version 02

Make sure you have all the latest information needed to use and enjoy this product!

Visit ternbicycles.com/support for updated:

    
MANUALS COMPATIBILITY ARTICLES VIDEOS & MORE



Installation

Tools Required (Not Included)

- 5 mm Allen Wrench
- 17 mm Wrench x 2

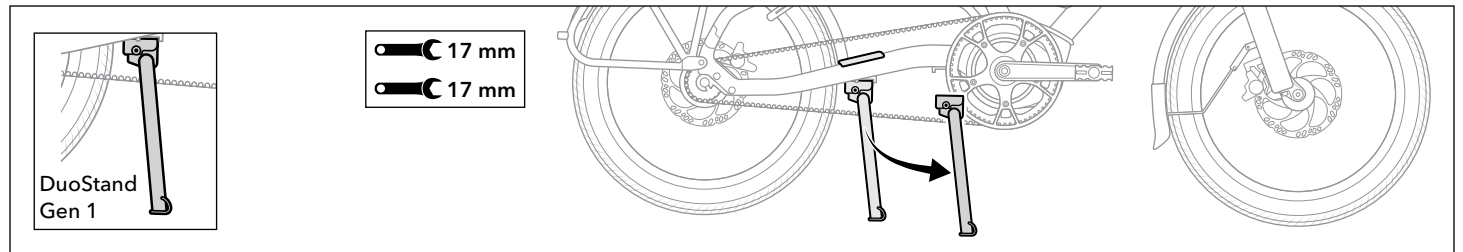
Additional Tools Required for DuoStand Gen 1 (Not Included)

- Hacksaw
- Hand File

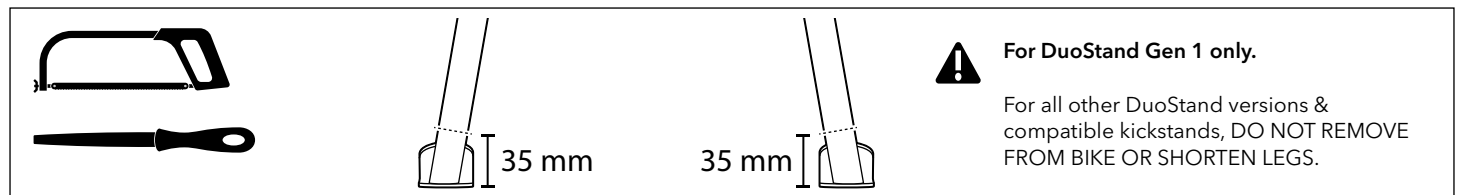
Preparation

For DuoStand Gen 1 Only

1. Remove DuoStand Gen 1 from bike.



2. Measure and use the hacksaw to shorten legs. Use hand file to smooth metal burrs.



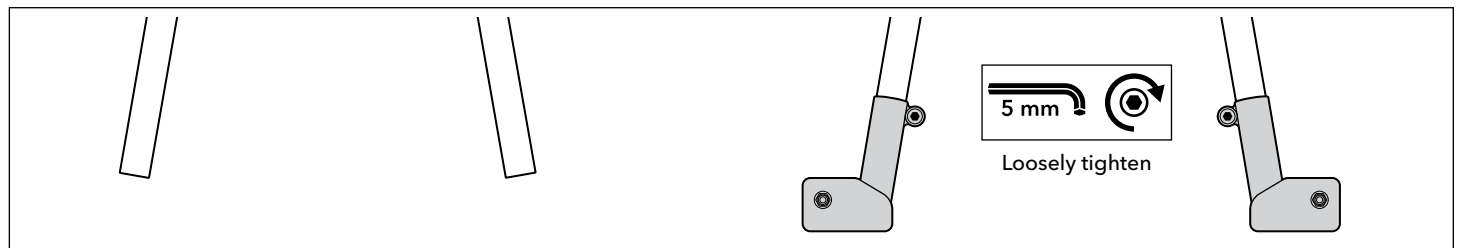
For All Other DuoStand Versions & Compatible Kickstands

Unscrew bolts and remove existing kickstand ends.



To Install

1. Insert ends of kickstand legs into DuoStand Ends. Leave bolts loosely tightened for later adjustments in Step 2.




⚠ For DuoStand Gen 1: Reinstall kickstand onto your bike according to the kickstand manual before proceeding.

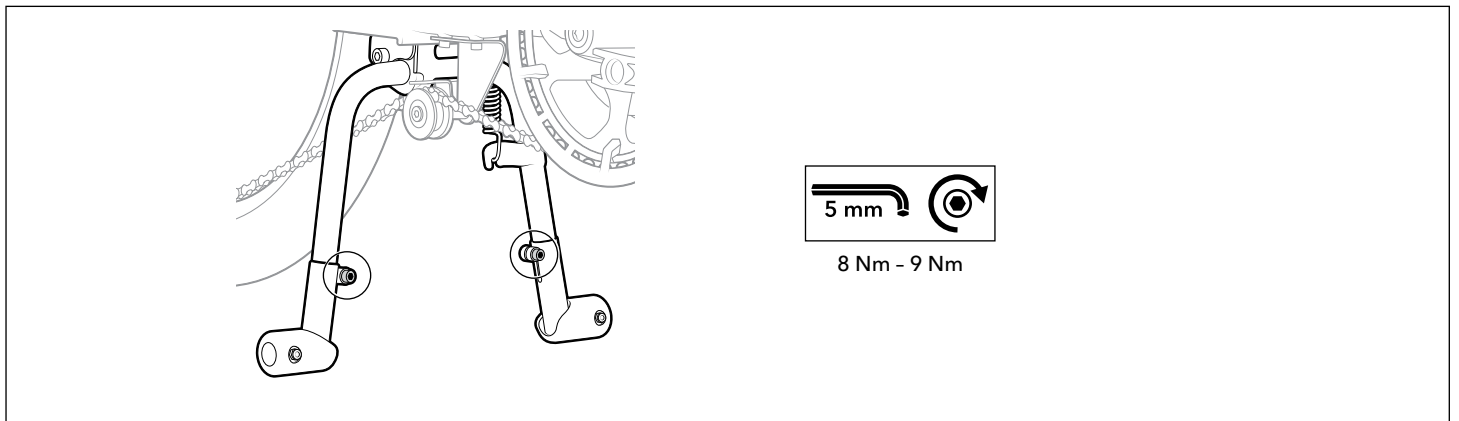
2. Measure the distance from the bottom of the rear tire to the ground to ensure proper clearance. If adjustment is needed, loosen bolts on DuoStand Ends to raise or lower kickstand legs.

⚠ Recommended rear tire clearance (ground to tire):

- DuoStand Gen 1/ Gen 2/ Gen 3: 10 - 20 mm (2/5" - 4/5")
- DuoStand S & other compatible kickstands: See kickstand manual.



3. Tighten bolts.



LIMITED PRODUCT WARRANTY INFORMATION: This Product comes with a ONE (1) YEAR Limited Warranty from the date of retail purchase by the original end-user. If a material or workmanship defect arises and a valid claim is received within the Warranty Period, this Product will be replaced. This warranty does not cover normal wear and tear, routine maintenance, or damages caused by misuse or improper care. For the full terms of this warranty, see ternbicycles.com/warranty.

© 2026. Mobility Holdings, Ltd. All Rights Reserved. TERN, tern (stylized), and the Berd image are each registered trademarks of Mobility Holdings, Ltd. in at least one of the United States, EU, or other jurisdictions. In other jurisdictions, Mobility Holdings, Ltd. claims rights to these marks to the fullest extent permitted by applicable law.

   @ternbicycles

ternbicycles.com